

PRONOUN SWITCHIT: DOWNLOAD SET

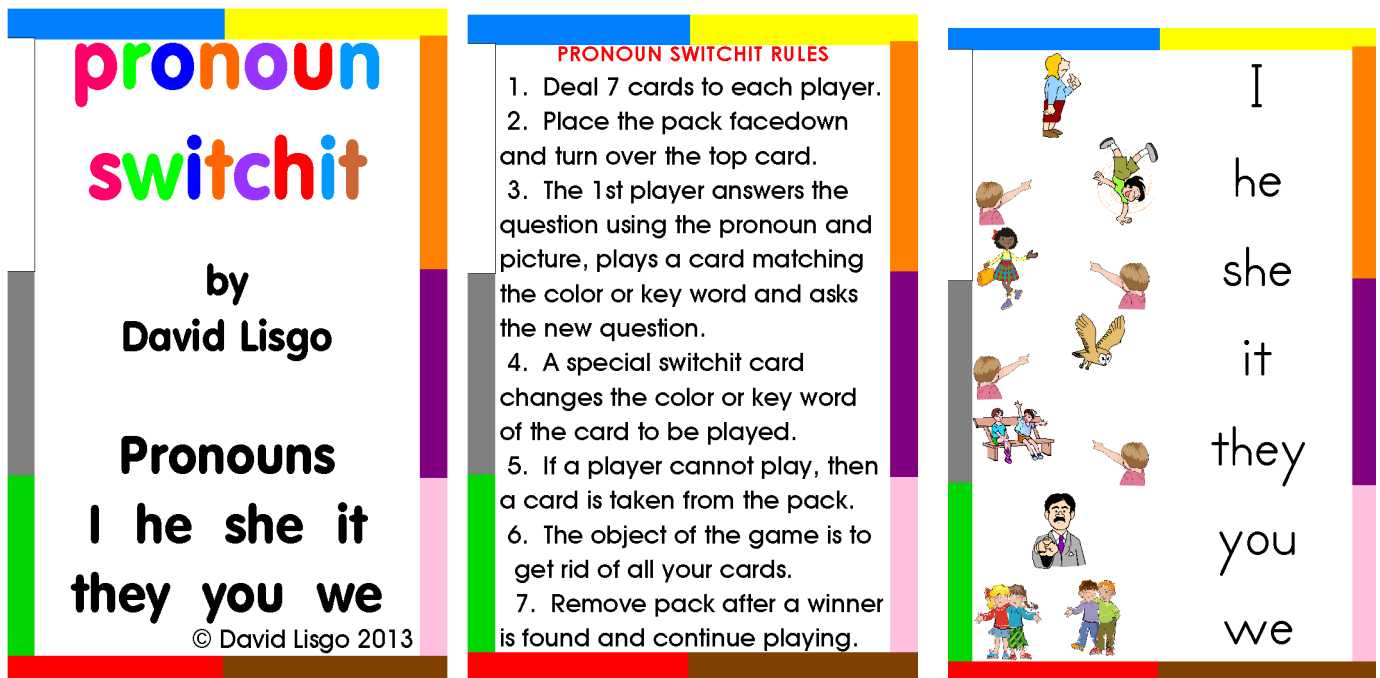
Aside from playing Pronoun Switchit these cards have many other uses. Here are a few ideas to set you off:

1. Give your students some cards and have them write Q & A in their notebooks.
2. Use them by seeing which student can give the longest possible answer, the most creative answer or the most answers for one question.
3. Write these two requests on the board "Ask me." and "Help us, please." Split the class into small groups or pairs and the students start off with the first request and ask each other the questions, if they get stuck then they use the 2nd request to get help from the teacher.
4. With 2 sets of cards and play 'Answer/Question' by laying one set of cards face up on the table and keeping the other set in your hand. Give the answers to the questions and let the students find and ask the questions. The student who asks the correct question picks up that card and you lay the redundant card face up on the table and continue.

Note that when playing the Switchit game a player can only play one card or make one play and must await his turn to play any card taken from the deck. Also the Switchit card cannot be the last card played.

Contains:

This pack includes 10 Switchit cards and 70 Pronoun Cards representing 7 different object pronouns. Each card has a question which must be answered using the target pronoun.



we



Do you live in
a house or
an apartment?

we



Where are your
family from?

we



Where do your
family live?

we



What food do
you and your
friends like?

we



What games do
you and your
friends play?

© David Lisgo 2013

we



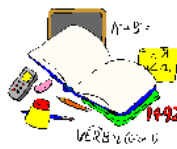
What do your
family have
for breakfast?

we



What school do
you and your
friends go to?

we



What subjects
do you study
on Monday?

we




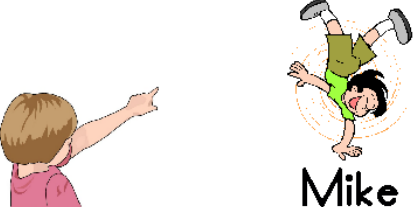





How many
teachers do you
have at school?

we



What can you
see from your
classroom?

Subject pronouns with verb be

Names	Long Form	Short Form
 <p>me</p>	<p>I am (name). I am I am (name).</p>	<p>I'm (name). I'm I'm (name).</p>
 <p>Mike</p>	<p>Mike is a boy. he is He is a boy.</p>	<p>Mike's a boy he's He's a boy.</p>
 <p>Carol</p>	<p>Carol is a girl. she is She is a girl.</p>	<p>Carol's a girl. she's She's a girl.</p>
 <p>stork</p>	<p>The stork is a bird. it is It is a bird.</p>	<p>The stork's a bird. it's It's a bird.</p>
 <p>Tom and Bill</p>	<p>Tom and Bill are boys. they are They are boys.</p>	<p>Tom and Bill are boys. they're They're boys.</p>
 <p>name or names</p>	<p>You are (name/names). you are You are (name/names).</p>	<p>You're (name/names). you're You're (name/names).</p>
 <p>Anna and I</p>	<p>Anna and I are girls. we are We are girls.</p>	<p>Anna and I are girls. we're We're girls.</p>