

Blending a Hand

Concept Worksheets 1



Supporting New Finding Out
David Lisgo

Title, Homework Record and Page Number

Name _____

FO1/1 Printing Practice	1	FO1/3 Picture Links	21
FO1/1B Listen and Draw	2	FO1/3 Maze	22
FO1/2 Printing Practice	3	FO1/3 First Letters	23
FO1/2 Letter Links	4	FO1/3 Picture Sums 2	24
FO1/2 Circle Sound	5	FO1/3 Word Links	25
FO1/2B Listen and Draw	6	FO1/3 Word Jumble	26
FO1/2 Picture Links	7	FO1/3 Word Shapes	27
FO1/2 Maze	8	FO1/3 Blackout Puzzle	28
FO1/2 First Letters	9	FO1/3 Word Merge	29
FO1/2 Picture Sums	10	FO1/3 Word Search	30
FO1/2 Word Links	11	FO1/3 Crossword 1	31
FO1/2 Word Jumble	12	FO1/3 Criss Cross	32
FO1/2 Word Shapes	13	FO1/4 Printing Practice	33
FO1/2 Blackout Puzzle	14	FO1/4 Letter Links	34
FO1/2 Word Merge	15	FO1/4B Listen and Draw	35
FO1/2 Word Search	16	FO1/4 Picture Links	36
FO1/2 Crossword 1	17	FO1/4 Maze	37
FO1/3 Printing Practice	18	FO1/4 First Letters	38
FO1/3 Letter Links	19	FO1/4 Picture Sums	39
FO1/3B Listen and Draw	20	FO1/4 Word Links	40

Title, Homework Record and Page Number

Name _____

FO1/4 Word Jumble	41	FO1/5 Crossword	61
FO1/4 Word Shapes	42	FO1/5 Criss Cross	62
FO1/4 Blackout Puzzle	43	FO1/6 Printing Practice	63
FO1/4 Word Merge	44	FO1/6 Letter Links	64
FO1/4 Word Search 1A	45	FO1/6B Listen and Draw	65
FO1/4 Crossword	46	FO1/6 Picture links	66
FO1/4 Criss Cross	47	FO1/6 Maze	67
FO1/5 Printing Practice	48	FO1/6 First Letters	68
FO1/5 Letter Links	49	FO1/6 Picture Sums	69
FO1/5B Listen and Draw	50	FO1/6 Initial Sounds	70
FO1/5 Picture links	51	FO1/6 Word Links	71
FO1/5 Maze	52	FO1/6 Word Jumble	72
FO1/5 First Letters	53	FO1/6 Word Shapes	73
FO1/5 Picture Sums	54	FO1/6 Blackout Puzzle	74
FO1/5 Word Links	55	FO1/6 How Do You Spell	75
FO1/5 Word Jumble	56	FO1/6 Word Merge	76
FO1/5 Word Shapes	57	FO1/6 Word Search	77
FO1/5 Blackout Puzzle	58	FO1/6 Crossword	78
FO1/5 Word Merge	59	FO1/6 Criss Cross	79
FO1/5 Word Search	60	FO1/6 Vowel Puzzle	80

Blending a Hand: Concept Worksheets

Blending a Hand (BAH) Concept Worksheets have been designed to support and consolidate the materials and skills found in New Finding Out (NFO) 1 by David Paul; 'Concept Worksheets 1' covers units 1 through 9 and 'Concept Worksheets 2', units 10 through 15. The most important units in NFO 1 are units 7 through 9, where the students learn about blending and segmenting. Segmenting is the ability to separate words into units of sound. Blending is the ability to join units of sound into words. To get the best use out of these worksheets, I recommend teaching blending and segmenting from the very start and to continue teaching it right through the book. When practicing blending and segmenting during reading and writing activities, it is always important to use only the sounds and letters which the students have already learnt.

The order of introduction in BAH's Concept Worksheets, matches perfectly the order found in NFO, the numbering system is closely associated with NFO. For example, if a worksheet has in its title "FO1/11", it suggests that the earliest possible time that this worksheet can be used is from unit 11 of NFO 1. This is not necessarily a recommendation that you use the worksheet at this time, the main factors in your decision will be your own teaching style and the age and the ability of your student; you may wish to hold back some of the more challenging worksheets to use with units 7-9 of NFO or for use as review after starting NFO2. Try devising classroom activities around the worksheets and use the worksheets to consolidate the skills taught. Initially, it may be best to introduce and use some of the worksheets in the classroom, but once your students have grasped what to do, then you can safely give them for homework. In Concept Worksheets 2 there are about 25 worksheets designed specifically for use with or after NFO1 unit 15, this is to help attain a smooth transition between NFO1 and NFO2.

Many more printable Concept Worksheets can be found on the digital data disk (New) BAH 1, which is available directly from myself or through www.eltbooks.com and www.englishbooks.jp.

In this latest edition (2011) the order of introduction of the worksheets has been modified to better suit a steady progression from simple to complex.

Let me speak a little about some of the worksheets and concepts.

Concept 1: initial letter/sound recognition. Block Puzzles, First Letters, Initial Sounds and Picture Sums focus on initial letters. Picture Sums puts this skill to practical use.

Concept 2: medial and final letter recognition. Use Missing Letter puzzles.

Concept 3: blending. Word Links, Word Sums and Syllabification practise this skill.

Concept 4: segmenting. Word Jumble, Word Merge and Blackout Puzzles focus on segmenting.

Concept 5: letter formation. Use Printing Practice and Letter Formation Worksheets (found in BAH 'Writing Worksheets').

Concept 6: word formation. Word Shapes help students to realise the importance of ascenders and descenders.

Concept 7: sentence formation. Use the Cut and Paste Worksheets in level 2, the Writing Worksheets from levels 1 and 2 and the Letter Formation Worksheets from levels 2.

Concept 8: spelling. Some Criss Cross Puzzles and Crosswords concentrate on spelling.

Concept 9: reading. Mazes, Picture Links, Word Searches and some Criss Cross Puzzles concentrate on reading.

Concept 10: testing. All the worksheets act as an informal test platform which will help you assess your students and find their weaknesses and strengths.

Concept 11: fun and usability. All the worksheets are designed to make them as practical as possible and their self explanatory design makes them ideal for homework.

In reality, most of the worksheets use and practice more than one concept, but the focus is often on a single concept.

If you have any questions or comments about these worksheets, then please don't hesitate to contact me.


Sincerely,

David Lisgo


stedefaest@ybb.ne.jp




3 letters



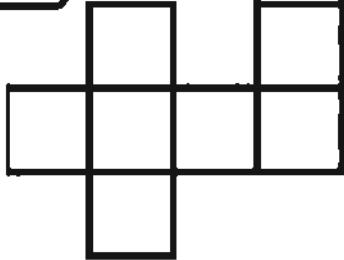

4 letters



6 letters



5 letters




a l b u m



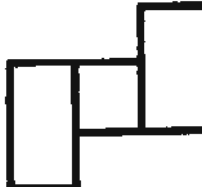
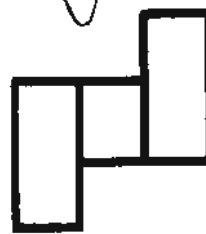

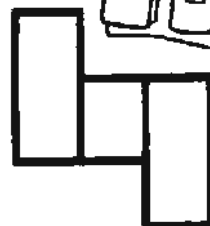
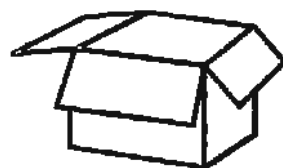
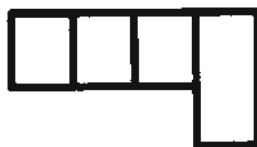
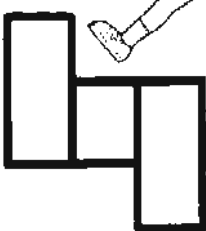
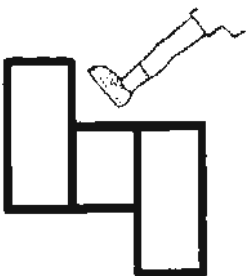
8 letters



7 letters



a e i o u



10

