

Blending a Hand Writing Concepts 2



Supporting New Finding Out
David Lisgo

Title, Homework Record and Page Number

Name _____

| | | | |
|-------------------------|----|----------------------------|----|
| Creatures: Crossword | 1 | Tuesday | 21 |
| Woof, woof I'm a dog. | 2 | Wednesday | 22 |
| Animals: You are a dog. | 3 | Thursday | 23 |
| Woof! Are you a dog? | 4 | Friday | 24 |
| One | 5 | Saturday | 25 |
| Two | 6 | Everyday | 26 |
| Three | 7 | Write the Days | 27 |
| Four | 8 | January | 28 |
| Five | 9 | February | 29 |
| Six | 10 | March | 30 |
| Seven | 11 | April | 31 |
| Eight | 12 | May | 32 |
| Nine | 13 | June | 33 |
| Ten | 14 | July | 34 |
| Eleven | 15 | August | 35 |
| Twelve | 16 | September | 36 |
| Numbers 1-12: Puzzles | 17 | October | 37 |
| Write the Numbers 1-12 | 18 | November | 38 |
| Sunday | 19 | December | 39 |
| Monday | 20 | Months: Trace, Write, Draw | 40 |

Title, Homework Record and Page Number

Name _____

| | | | |
|-------------------------------|----|---------------------------|----|
| Write the Months | 41 | A, An, 1, 2, 3, | 61 |
| Red | 42 | What are they?: Puzzles | 62 |
| Black | 43 | Missing Letters: a_e | 63 |
| Pink | 44 | Word Shapes: a_e | 64 |
| Green | 45 | Circle Sound /ai/ | 65 |
| Brown | 46 | Missing Letters: i_e | 66 |
| Yellow | 47 | Word Shapes: i_e | 67 |
| Gray | 48 | Missing Letters: o_e | 68 |
| Blue | 49 | Word Shapes: o_e | 69 |
| White | 50 | Circle Sound /oa/ | 70 |
| Purple | 51 | Phonic Squares | 71 |
| Orange | 52 | Puzzling Magic | 72 |
| Black and White | 53 | What does he do?: Shapes | 73 |
| Colors 1 | 54 | What does she do?: Shapes | 74 |
| Colors 2 | 55 | Jobs Circle Sound | 75 |
| This/That: Trace, Write, Draw | 56 | Jobs Criss Cross Puzzle | 76 |
| This/That: Trace and Write 1 | 57 | Puzzling Jobs | 77 |
| This/That: Trace and Write 2 | 58 | Jobs Crossword | 78 |
| What are they?: Writing | 59 | Woof! We are dogs. | 79 |
| What are they?: Crossword | 60 | Places and Jobs | 80 |

Word lists for magic e, jobs, animals

a_e

ape
cake
cave
crane
date
game
gate
grapes
lake
maze
plane
skate
snake
wave
whale

i_e

bike
bride
crocodile
dive
file
fine
five
hide
hike
kite
knife
nine
nineteen
prize
slide
smile
wine

o_e

bone
clones
globe
hole
holes
home
hose

joke
mole
nose
notebook
phone
rope
rose
smoke
stove
telescope

er

barber
boxer
carpenter
farmer
fisherman
painter
singer
soccer player
tennis player
teacher
waiter
zookeeper

or

actor
conductor
doctor
janitor
professor
sailor

more jobs

artist
clown
cook
cook
dentist
maid
mailman (mailmen)

nurse
student
vet
waitress

animals

ant
bat
bear
bee (buzz)
bird (tweet)
camel
cat (meeeow)
chick
chicken (cluck)
cockroach
cow (moo)
crab
dog (woof)
duck (quack)
eel
elephant
fish
fox
frog (croak, ribbit)
goat
gorilla
hen
hippopotamus
horse (neigh)
kangaroo
lizard
lion
monkey
mouse (squeak)
octopus
owl (hoot)
panda
pig (oink)
rabbit
rat
seal (arf)
shark
sheep (baa)
snake (hiss)
spider
whale
zebra

Notes for teachers: BAH Writing Concepts 2

Writing Concepts 2 is a collection of New Finding Out related worksheets which give reading, writing and sentence formation practice for your students and helps them with their spelling, and reading and writing fluency, they are designed to consolidate and expand upon structures and vocabulary previously taught in the classroom. The worksheets can be used in class and/or set as homework.

The worksheets in the BAH workbooks differ from most other worksheets in that they don't have any written instructions and children work out for themselves what to do. Usually written instructions are difficult for the student to read or comprehend and need the teacher to explain. Any instructions you see are mainly for new teachers who may not be familiar with workbooks. The worksheets are very child-centred and ideal for use in class when you need to slow the class down a little and consolidate or work with children individually. From my experience it is best to set homework and try and keep all the students in any one class on the same page. I know that this is sometimes difficult, so for students who are really keen on doing their worksheets I give them extra work from the worksheets found in the BAH disks 1-4 and I encourage the other students to catch up. Use the "contents" pages to set homework and colour in the circular page number to signify that you have checked the work.

Many teachers have used the BAH workbooks successfully will remedial students who may be failing at school or getting left behind in one of your own classes. Other times they are useful for the bright new student who may need to catch up on her reading skills before joining a more experienced class of a similar age group.

It's time consuming I know, but whenever possible do check the students' homework. We often encourage them to come a little early so that we can spend more time checking. If you are unsure of any of the vocabulary yourself, then check the vocabulary lists and complete a workbook yourself so as to become familiar with the work. Have the children read what they have written and ask for what they don't know.

Days and Months Worksheets

To get the best use out of these have the children read what they have written and traced, interacting with them with simple questions about their own lives in relation to the sentences in the worksheets. The months give a global perspective and contrast the northern and southern hemispheres.

Numbers

The number worksheets are to be traced, written and read. Encourage the children to look at the pictures and to ask you about any new vocabulary to help them gain a better understanding of what they have just read. I always encourage my young students to ask me simply "David. What is...?" and I always answer simply back.

Colors

Children trace, write, color and describe what they have colored. Have the children read what they have written. They choose which pictures to color and in doing so they determine the level of the words to be spelled.

Occupations

Children can do these worksheets at home but for new or unknown vocabulary they should be encouraged to ask the teacher "What does he/she do?" There is a vocabulary list of occupations for the teacher to refer to if need be.

Magic e


Teachers can refer to the "magic e" vocabulary list. Children can ask "What is it?" If possible use the vocabulary in class by playing Switchit or Read! Spell! Do!: contact the author for more information on these games.

Other worksheets include:


Plurals, animals, animal sounds, this/that, 'I am', 'You are', 'We are' and more

Word Lists

The word lists at the back of the book are mainly for teachers who may not be familiar with some of the vocabulary in the workbook. Note that the animal word list also contains the animal sounds used in this book.



Name _____



May May

Children's Day is in May in Japan.

On this day Naomi will enjoy the day with her young students.

May

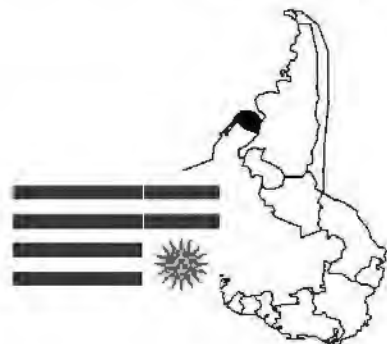

May

enjoy the day with her grandparents.

On this day children will

Grandparent's Day is in May in

May May



Circle Sound Puzzle /oa/

Name _____


What is it?



oa

ow


o_e



oa

ow

o_e



oa

ow

o_e

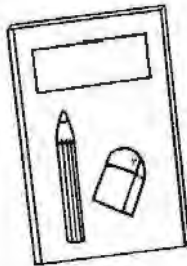
boat



oa

ow

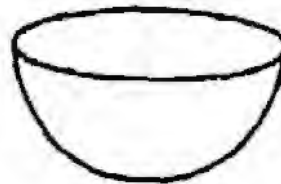
o_e



oa

ow

o_e



oa

ow


o_e



oa

ow

o_e



oa

ow


o_e



oa

ow

o_e



oa

ow

o_e



oa

ow


o_e



oa

ow

o_e



oa

ow

o_e



oa

ow

o_e



oa

ow

o_e